




BALTIC SHIPPING COMPANY A/S



MV NINA B

Main Details and Capacities

BUILT:	2000
FLAG - HOMEPORT:	Cyprus - Limassol
IMO NO:	9213703
CALL SIGN:	5BR55
PANDI INSURANCE:	Norwegian Hull Club
CLASSIFICATION:	DNV GL
ICE CLASS:	N/A
DWCC SUMMER:	1.700 Mts
DWCC WINTER:	1.625 Mts
DWAT:	1.802 Mts
IMO FITTED:	4.1 5.1
NAABSA FITTED:	Yes
LAKE VÄNERN FITTED:	Yes
GT:	1.499
NT:	578
GRAIN CAPACITY:	94.147 cbft
BULKHEAD(S):	No

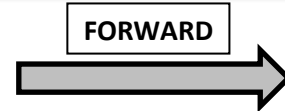
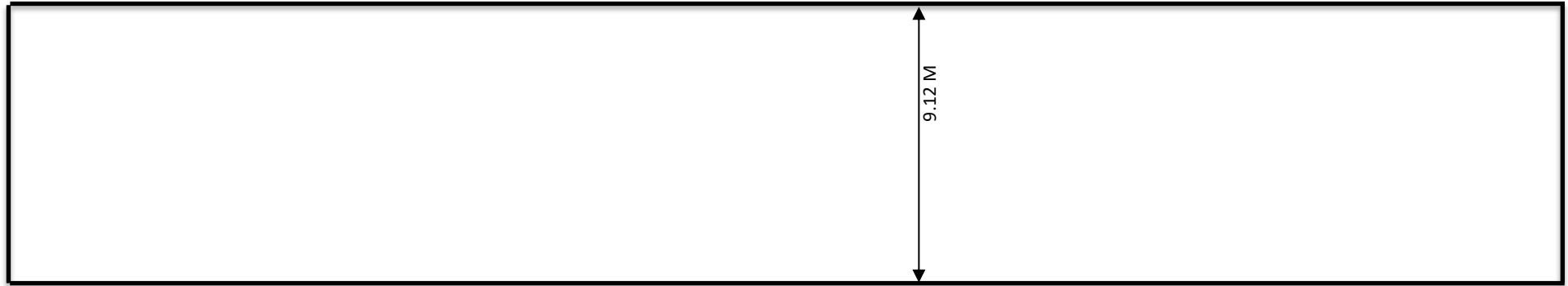
LOA:	80.25 Meters
BEAM:	11.42 Meters
MAX DRAFT SSW:	3.20 Meters
DRAFT IN BALLAST:	2.10 Meters
AIRDRAFT IN BALLAST:	20.10 Meters
AIRDRAFT LOADED:	19.00 Meters
HO/HA:	1 / 1
DIMS. CARGO HOLD(S):	52.5 x 9.12 x 5.6 Meters
DIMS. HATCH:	52.5 x 9.12 Meters
HATCH TYPE:	5x Pontoons
WLHC BALLAST:	5.00 Meters
WLHC LOADED:	3.90 Meters
MAX PRESSURES:	Tanktop 15.00 Mts/m2 Hatch cover 1.50 Mts/m2
MAIN ENGINE:	Volvo Penta
MAIN ENGINE OUT PUT:	1 x 748 kW
BOW TRUSTER:	220 kW
SERVICE SPEED	8.50 Knots



All details given in good faith without any guarantee

TOP VIEW

*Gasoil tanks located outside cargo hold



SIDE VIEW

