



# BALTIC SHIPPING COMPANY A/S



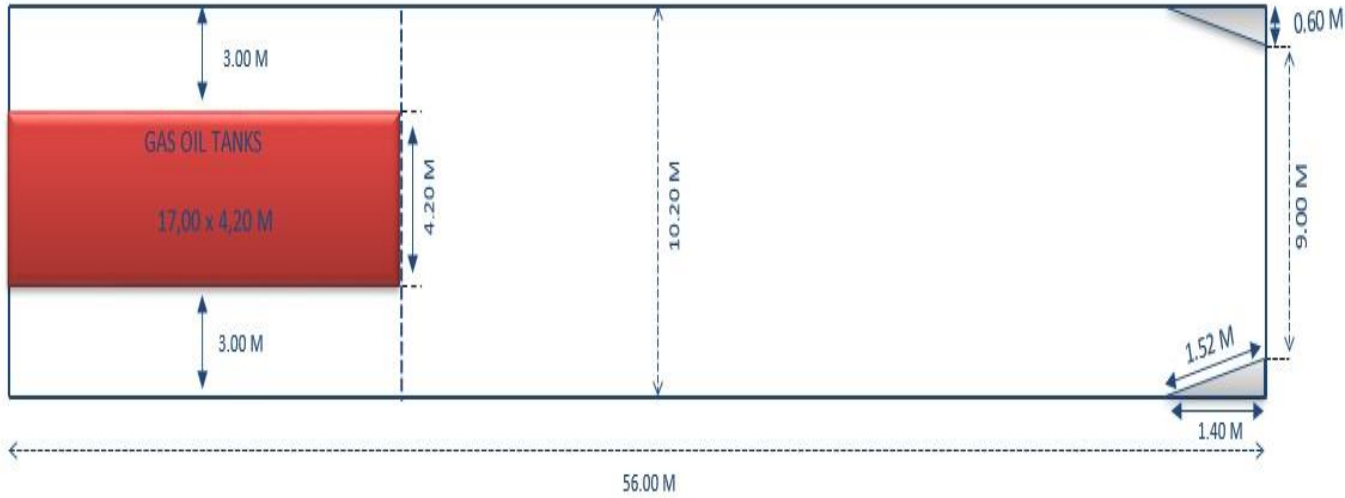
## MV RIX EXPLORER

### Main Details and Capacities

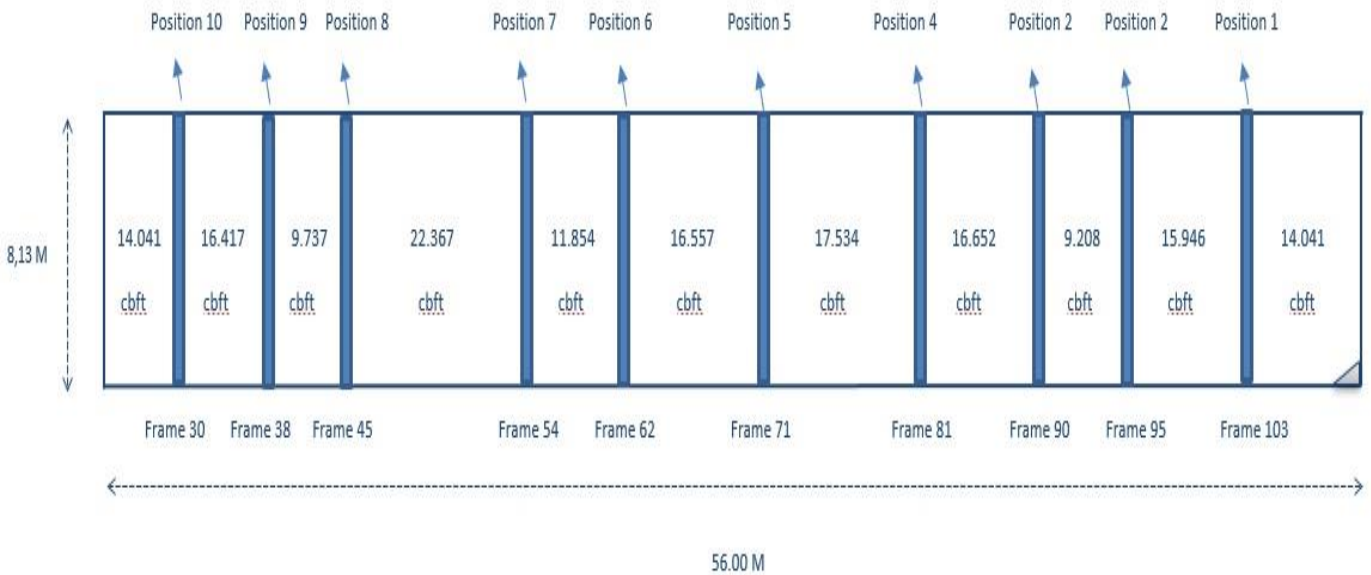
<b>BUILT:</b>	1998 - DAMEN	<b>LOA:</b>	89.90 Meters
<b>FLAG - HOMEPORT:</b>	Cyprus - Limassol	<b>BEAM:</b>	13.17 Meters
<b>IMO NO:</b>	9167356	<b>MAX DRAFT SSW:</b>	5.73 Meters
<b>CALL SIGN:</b>	5BHHS	<b>DRAFT IN BALLAST:</b>	3.75 Meters
<b>PANDI INSURANCE:</b>	ALANDIA	<b>AIRDRAFT IN BALLAST:</b>	26.00 Meters
<b>CLASSIFICATION:</b>	RINA	<b>AIRDRAFT LOADED:</b>	24.00 Meters
<b>ICE CLASS:</b>	IC	<b>HO/HA:</b>	1   1
<b>DWCC SUMMER:</b>	3.950	<b>DIMS. CARGO HOLD(S):</b>	62.40M X 11.00M X 8.43M
<b>DWCC WINTER:</b>	3.850	<b>DIMS. HATCH:</b>	62.48 M X 11.00 M
<b>DWAT:</b>	4.220	<b>HATCH TYPE:</b>	Pontoon Type
<b>IMO FITTED:</b>	4.1   4.2   4.3   5.1   7   8   9	<b>WLHC BALLAST:</b>	6.42 Meters
<b>NAABSA FITTED:</b>	NO	<b>WLHC LOADED:</b>	3.82 Meters
<b>LAKE VÄNERN FITTED:</b>	5.30 Meters For Surte About 3.100 Mts	<b>MAX PRESSURES:</b>	Tanktop 18.00 Mts/m2 Hatch cover 1.60 Mts/m2
<b>GT:</b>	2.810	<b>MAIN ENGINE:</b>	Deutz
<b>NT:</b>	1.570	<b>MAIN ENGINE OUT PUT:</b>	2.200 KW
<b>GRAIN CAPACITY:</b>	201.920 Mts	<b>BOW TRUSTER:</b>	300 KW
<b>BULKHEAD(S):</b>	2 Pieces   8 Positions	<b>SERVICE SPEED</b>	9.50 Knots



## TOP VIEW



## SIDE VIEW


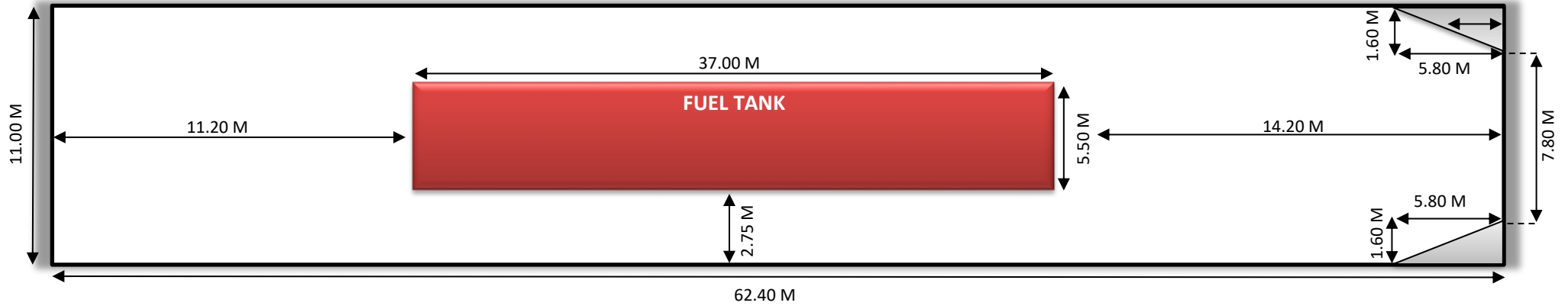




All details given in good faith without any guarantee

# TOP VIEW

## Over-view



STARBOARD SIDE

# SIDE VIEW

